



Contemporary Lighting

PRODUCT NAME: Opb II 3-Lights LED Pendant
ITEM NUMBER: E2436291PC

Please consult your electrician for hanging fixture and wiring

The fixture is designed to work with a standard Triac forward phase dimmer. Dimming levels will vary by dimmer.

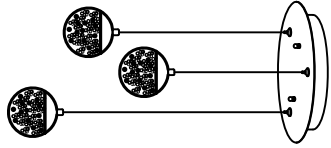
Below is a list of recommended dimmers:

- Lutron MA-CCL-153M
- Lutron DVL-153P
- Lutron SCL-153P
- Leviton PL06-10Z
- Leviton 60744P0W

Due to inrush current surges, should not exceed 150 watts of product for a 600 watt dimmer.

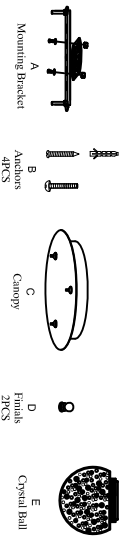
WARNING: Wires need to be connected to driver found in canopy and should not connect directly to power source or a short might occur.

LED 3 x 5W Bulbs

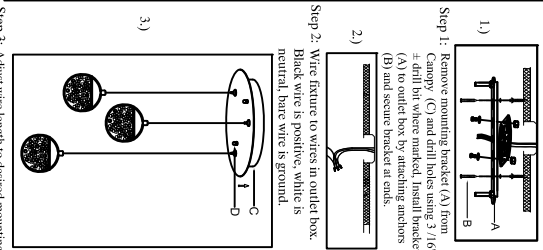
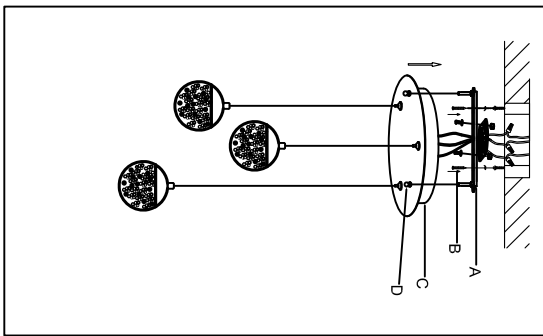


MADE IN CHINA
Page 1 of (3)

IMPORTANT: Turn off the power at the main fuse or circuit breaker box before starting installation




Locate all hardware & components before disassembling packaging



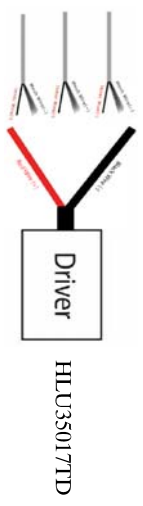
Cleaning & Care:
Clean with soft cloth and a mild detergent.
Do not use abrasive cleaner.

Page 2 of (3)



Pendant	Driver
Inner Wire (+)	Driver Red (+)
Outer Mesh (-)	Driver Black (-)

Step 4: If wires are cut in the process of adjusting the height, please note the pendants consist of an outer mesh wire(ground) and inner (Live) wire that must be separated before rejoining with the driver output wires. Pendants are wired in series to the driver, as shown below



Page 3 of (3)