




PRODUCT NAME: Boundry 2LT Wall Sconce  
NUMBER: 27562BKBWAB

Please consult your electrician for Hang fixture and wiring.



**Bulb(not included):2\*MB 60W**

MADE IN CHINA

Page 1 of (2)

**IMPORTANT:** Turn off power at the main fuse or circuit breaker box before starting installation




(A) Bracket



(B) Ball nut

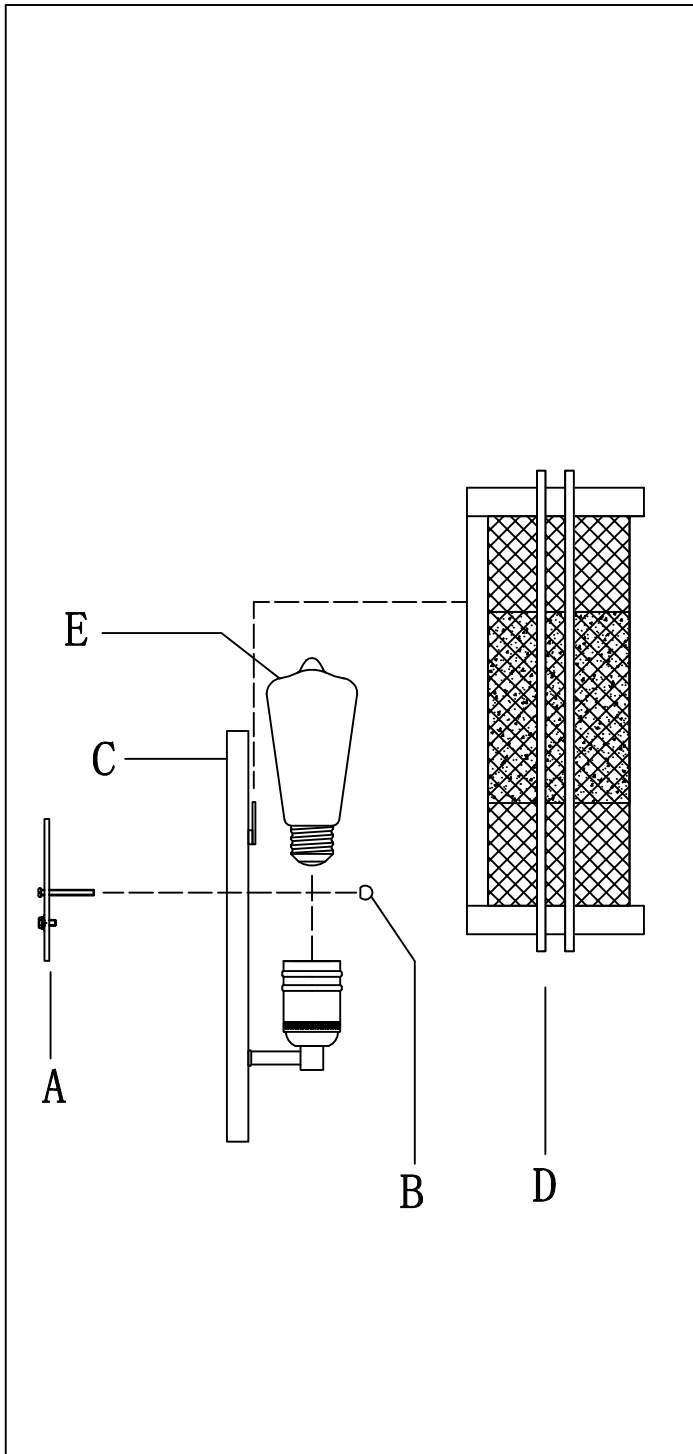


(C) Back plate



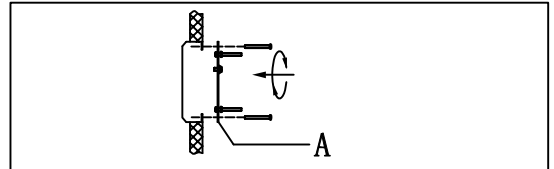
(D) Body shade

**Locate all hardware & components before discarding packaging**



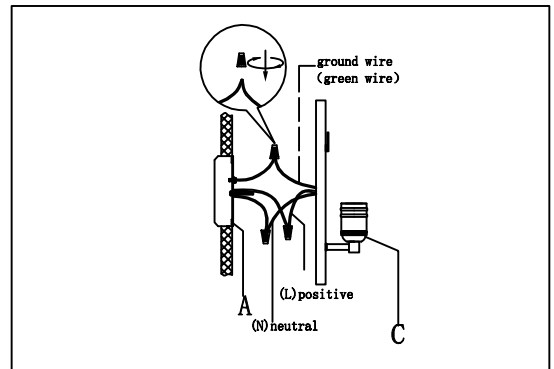
**Cleaning & Care:**  
Clean with soft cloth and a mild detergent.  
Do not use abrasive cleaner.

1.)



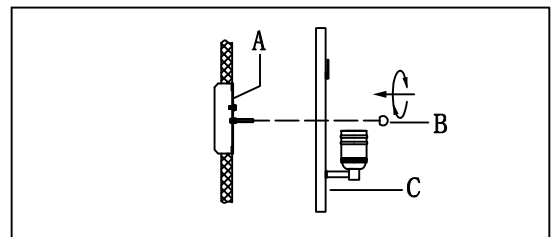
**Step. 1:** Remove mounting bracket (A) from fixture and install to electrical box.

2.)



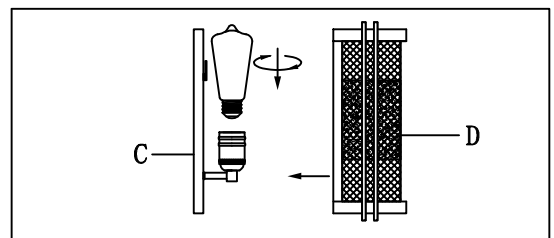
**Step. 2:** Wire fixture to wires in outlet box. Copper/Green wire is for Ground.

3.)



**Step. 3:** Install fixture to bracket (A) and tighten ball nuts (B) on the back plate to secure.

4.)



**Step. 4:** Install the bulb. Then hang the body shade (D) on back plate (C).