



PRODUCT NAME: Vineyard  
ITEM NUMBER: 39765

Please consult your electrician for hanging fixture and wiring.

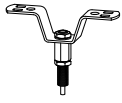


Bulb(included): 6xG9 40W

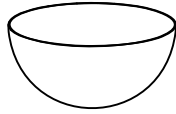
PRODUCTS ARE NOT INENDED  
FOR COMMERCIAL USE.

MADE IN CHINA  
Page 1 of (3)

**IMPORTANT:** Turn off the power at the main fuse or circuit breaker box before starting installation




Bracket(A)



Canopy(B)

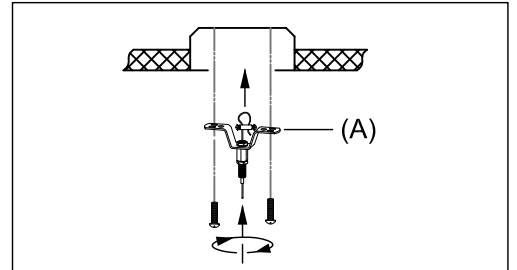
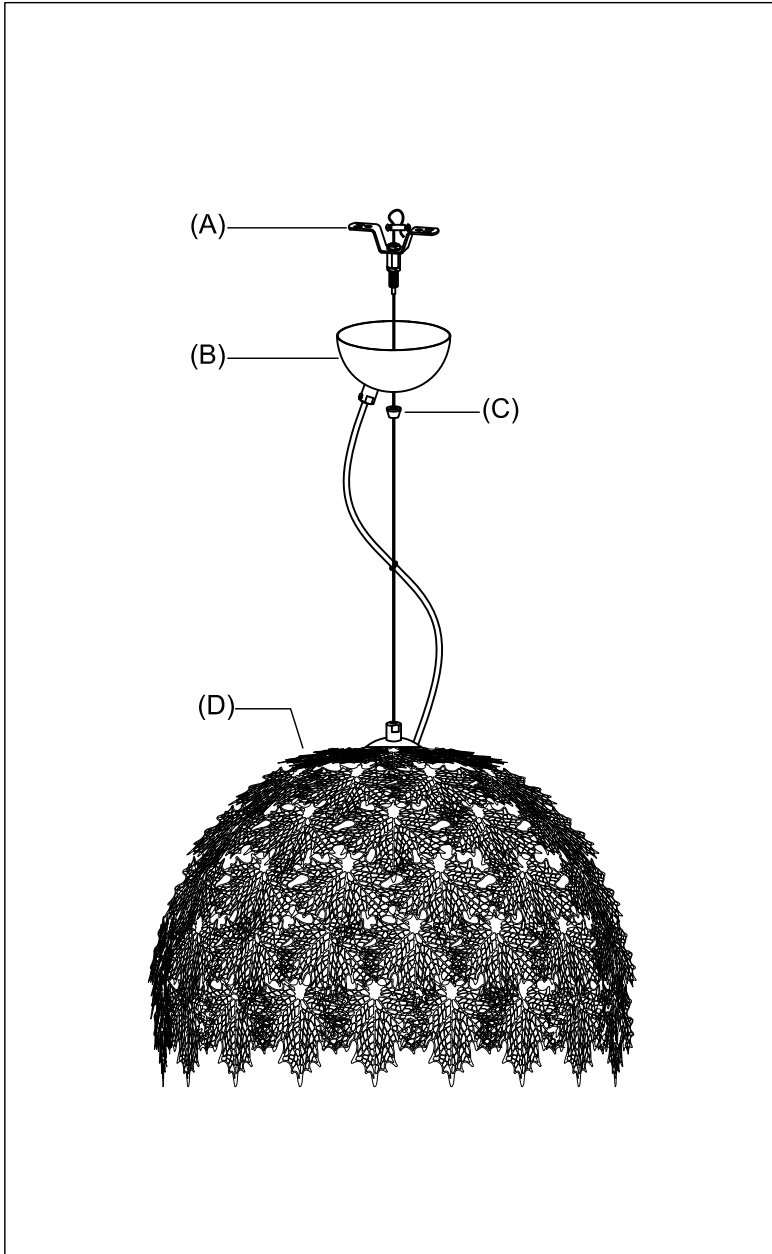


Lock Nut(C)



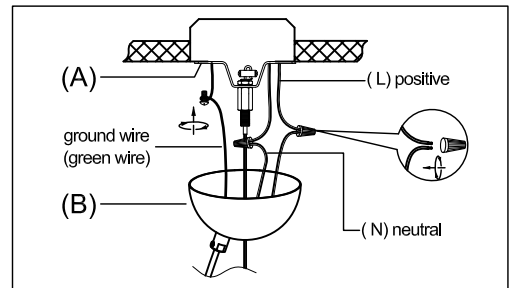
Body(D)

**Locate all hardware & components before discarding packaging**



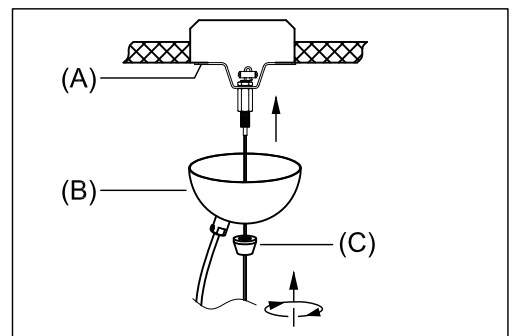
1.)

**Step.1:**Remove mounting bracket (A) from fixture and install to electrical box.



2.)

**Step.2:**Wire fixture to wires in outlet box. Green wire is for Ground.




3.)

**Step.3:**Adjust wire length to desired mounting height using push pin. Install canopy (B) to bracket and tighten lock nut (C) on wire to secure.

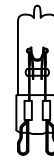
**Cleaning & Care:**

Clean with soft cloth and a mild detergent. Do not use abrasive cleaner.

**IMPORTANT:** Turn off the power at the main fuse or circuit breaker box before starting installation

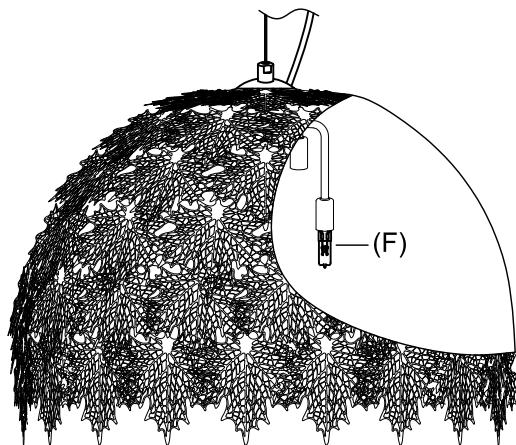
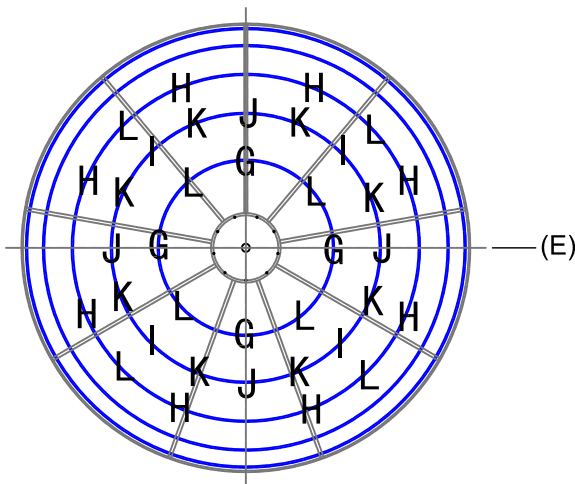


Crystal(E)

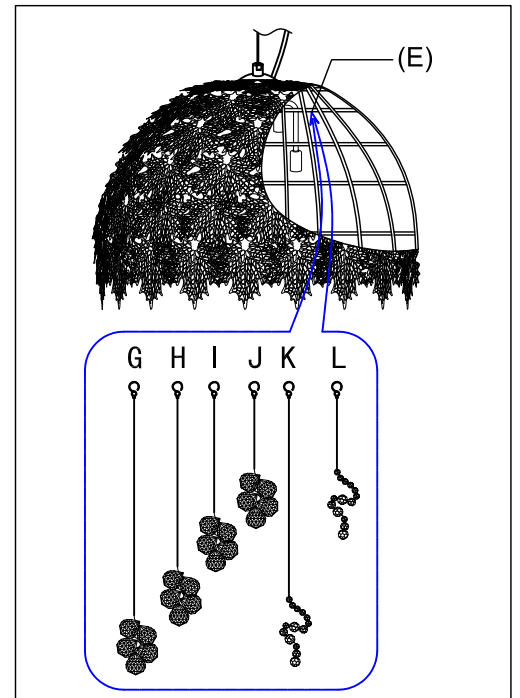


G9 bulb(F)

**Locate all hardware & components before discarding packaging**

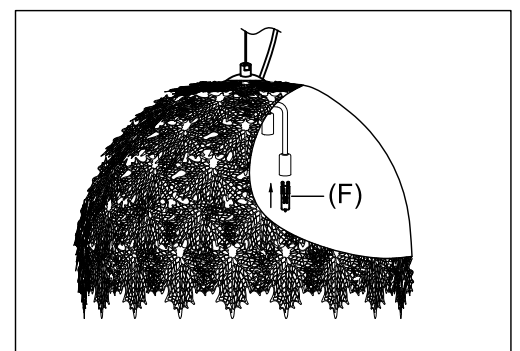


4.)



Step.4: Hang crystal (E).

5.)



Step.5: Install G9 bulb (F).

**Cleaning & Care:**

Clean with soft cloth and a mild detergent.  
Do not use abrasive cleaner.