

February 05, 2015

# Assembly Instructions

4660, 4662

INSTRUCTIONS D'INSTALLATION

X Series - Table Lamp, Floor Lamp


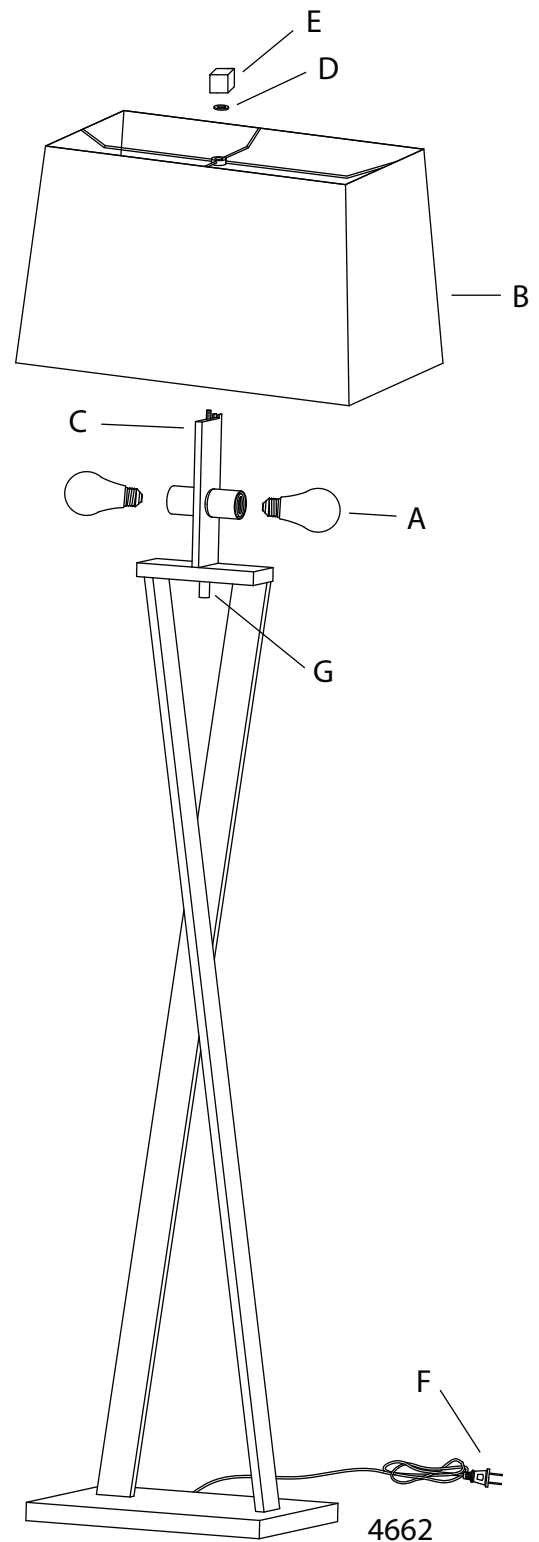
## Important

- Always disconnect the power before installing or replacing bulbs and before cleaning or other maintenance.

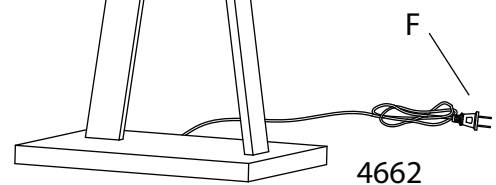
1. 4660: Install 75w medium base bulbs (A). (not included).  
4662: Install 100w medium base bulbs (A). (not included).
2. Place shade (B) onto stem (C), secure with silicone washer (D) and finial (E).
3. Plug in the cord (F). The dimmer switch (G) is located under the splice box.

## Care Instructions

- **Dusting:** Use a clean, dry cloth.
- **Cleaning:** To protect the finish, avoid any harsh abrasives or chemicals.



4660



4662